

PerformCARE[®]

Instructional Guide to the Crisis Assessment Tool (CAT) in CYBER

(Last Update: December 2016)

Instructions for Use

Table of Contents

I. Introduction.....	2
II. Accessing CYBER.....	3
III. Creating a New Assessment.....	4
a. Reminders for Documenting within the Assessment.....	6
b. Viewing Previous Answers.....	7
c. New Pre-Fill Functionality.....	7
d. Functionality Buttons.....	10
III. a. Demographics.....	11
III. b. Life Domain Functioning.....	11
III. c. Child Strengths.....	12
III. d. Child Behavioral/Emotional Needs.....	13
III. e. Child Risk Behaviors.....	13
III. f. Caregiver Strengths/Needs.....	14
IV. The Modules.....	15
IV. a. I/DD Module.....	15
IV. b. Medical Module.....	16
IV. c. Trauma Module.....	16
IV. d. Substance Use Module.....	17
IV. e. Problematic Sexual Behavior Module.....	17
IV. f. Legal/Juvenile Justice Module.....	17
IV. g. Fire Setting Module.....	18
IV. h. Readiness for Adulthood Module.....	18
IV. i. Parenting Module.....	19

I. Introduction

The Crisis Assessment Tool (CAT) is utilized by Mobile Response Stabilization Services (MRSS) to document information for the youth and family with whom they are working. The initial CAT is completed based on assessment information gathered beginning when MRSS is dispatched to assist in de-escalating a crisis. MRSS uses the CAT to document the behavioral and emotional needs of the youth, areas of youth strength, and the risk behaviors they are exhibiting as identified in the assessment process. The CAT is also used to document the strengths and needs of the youth's caregiver(s). The CAT can be used to support clinical decision making for future/on-going treatment for the youth and caregiver(s); it assists in planning for crisis interventions and guides the assessor on how to prioritize interventions and what to focus on when planning. Please see <http://www.nj.gov/dcf/about/divisions/dcsc/Crisis.Assessment.Tool.pdf> for further information regarding the philosophy, principles and purpose of the assessment tool.

The CAT was updated in December 2016 in an effort to create a cohesive assessment that contains consistent, family-friendly language, which is appropriate for all of the populations served by the Children's System of Care. Also included in the update, were improved descriptions for the rated questions to ensure that the assessor was being guided to make the best decisions based upon the information gathered from the assessment. New questions were included, existing questions were updated, and additional modules became available to document as much information as possible both at the initial intervention and during on-going stabilization services.

New print options are also available for the CAT, including a Rated Question Summary which only includes the question, rating response and comments. Printing will be available for users once the CAT is submitted into the system. Users will no longer be able to print draft (in progress) assessments.

There are now different document types or versions of the CAT available for use. The Initial CAT does not require the completion of all questions within the modules that are triggered, although the assessor is encouraged to document all available information. This allows the user to gather additional information as the youth and family continue services and other supports are engaged. The Update CAT is completed at transition and requires all questions to be answered within the modules so that the next providing agency has all of the information they need to begin services with the youth and family.

Along with the CAT, the BioPsychoSocial (BPS) and Strengths and Needs (SNA) were updated, as well as the associated Outcome Reports. Training materials can be found on the PerformCare website for those assessments, as well as the new Outcomes Reports (www.performcarenj.org).

Note: Information regarding what questions were mapped from the old version of the CAT to the new version is available on the Training page of the PerformCare NJ website under CANS.

II. Accessing CYBER

Users must first log-into CYBER with their UserID and Password. The log-in screen can be found via the PerformCare website – www.performcarenj.org.

NJ Children's System of Care
Administered by PerformCare Behavioral Health Solutions | An AmeriHealth Mercy Company

Home • Youth & Family Guide • Careers • Contact

Families Youth Providers About CYBER

We develop and manage Behavioral Health Solutions that are Member and Family Focused

Launch Cyber
For technical assistance, with the Cyber System, call 1-877-736-9176 or email service desks@performcarenj.org.

Help for Youth
If you are between the ages of 5 and 21 and need help with daily life challenges.

CYBER LOGIN

Enter Login Name Here

Enter Password Here

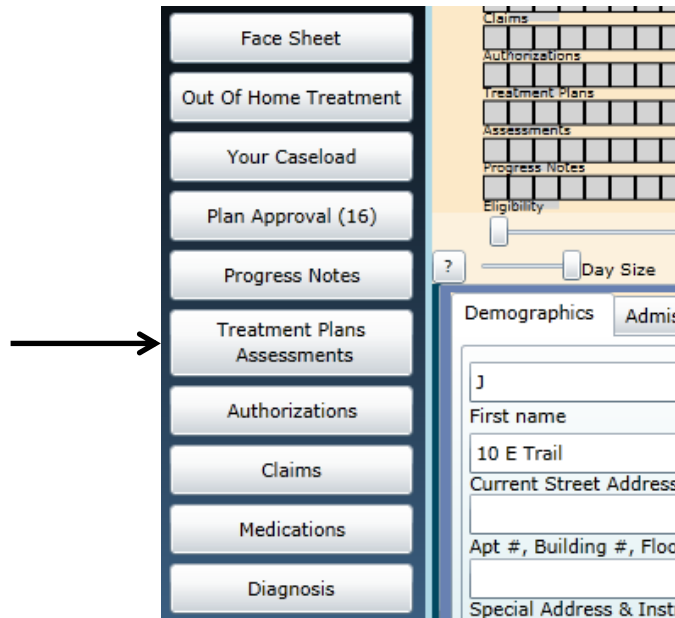
Login

As a CYBER User I understand that my work will involve access to Protected Health Information (PHI) as defined by HIPAA (The Health Insurance Portability and Accountability Act) for the purpose of providing or arranging treatment, payment or other health care operations. I also acknowledge that I am engaged by a covered entity. I further acknowledge my responsibility to protect the privacy of and to guard against inappropriate use or disclosure this PHI by logging in as a CYBER User.

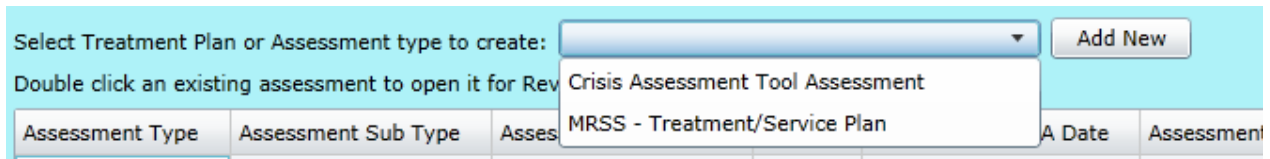
This is in compliance with "The Health Insurance Portability and Accountability Act (HIPAA) of 1996 and its implementation regulations. For more information on HIPAA please go to <http://www.hhs.gov/ocr/hipaa/> "

III. Creating a New Assessment

In order to create a new assessment, a user must first navigate to the Treatment Plans and Assessments screen within a youth's CYBER record.




Once the Treatment Plans and Assessments screen loads, the user will be able to create a new assessment by selecting the document from the “Select Treatment Plan or Assessment type to create” menu. If there is another CAT in draft for the youth (authored by the logged-in user or another user), the user will receive an alert message but will be able to continue with the new assessment.



Clicking “Add New” will open the new assessment.

Demographics	Life Domain Functioning	Child Strengths	Child Behavioral/Emotional Needs	Child Risk Behaviors	Caregiver Strengths/Needs
--------------	-------------------------	-----------------	----------------------------------	----------------------	---------------------------



The Praed Foundation
550 N. Kingsbury Street, #101
Chicago, IL 60654
praedfoundation@yahoo.com
www.praedfoundation.org

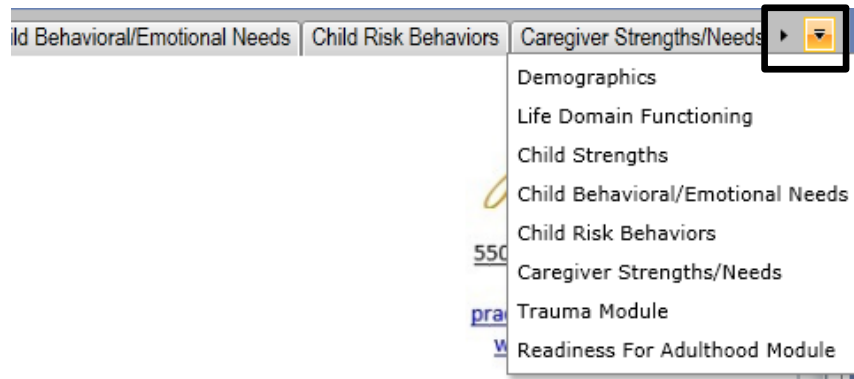
Demographics

Child Name:	R L	DOB:	4/1/2001
Address:	4 Street Court	Gender:	Male
City:	PALISADES PARK	Race:	
County:	BERGEN	Medicaid #:	
State:	NJ	Zip:	07650
Parent/Guardian:	L.L.	Guardian Relationship:	
Address:		Primary Phone:	201-444-4444
City:		Secondary Phone:	
State:		Zip:	
Assessor Username:	Sonia A		
Assessor Name:	Sonia Alves		
Assessor Agency:	MR Bergen		
Assessor Phone:	201-796-9482		
Assessor Email:	NoReply@cbhnp.org		
Assessment Date:	10/28/2016		
Assessment Completion Date:	<M/d/yyyy>		15

Default Print Print Cancel Save Save & Close Review History - Select an Action - Update Status

The assessment will automatically save upon creation; navigating between tabs will also auto-save the document.

The assessment is in tabs. In order to navigate throughout the document, the user may click on the individual tabs and/or utilize one of the options to the right of the tabs.



Clicking the arrow to the right of the last tab will advance the tabs and allow the user to see tabs that are not visible initially. Clicking on the drop-down option will open a menu containing a list of the available tabs; clicking on one from the menu will navigate the user to that tab.

a. Reminders for Documenting within the Assessment

- Unless otherwise noted, all fields in the assessment are **required** for submission.
 - For the Initial CAT, the modules are not required; all other questions within the assessment are required.
- If a question is rated a 2 or 3, a complete comment that supports the rating is required. Users may choose to enter a comment for a question rated 0 or 1 if it will support the rating or provide additional information to support or aid in treatment planning. Users **do not need to enter NA** into the comment field if a comment is not required.

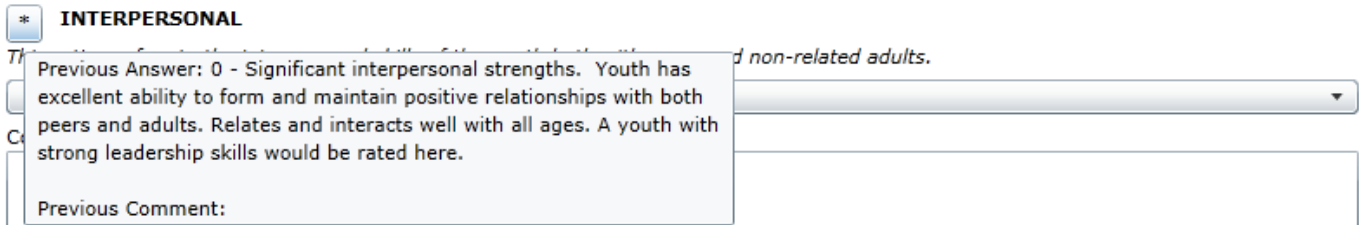
When entering information into a comment field, users are expected to follow these guidelines:

- Do not enter only a diagnosis as justification for a rating. In most instances, the rated questions ask for how the youth is exhibiting the behaviors. The user should be documenting that information along with any details regarding historical behaviors or prior treatment.
- Do not enter the same information into every comment field. This will cause a return of the assessment and associated treatment.
- Use complete sentences and include language from the question when entering information. If your supporting comments do not justify the rating given, your assessment (and associated plan) may be returned.
 - If, in order to satisfy a required field validation, a user enters a “.”, “/”, NA, etc. the assessment and associated plan will be returned.
- Include details if documenting an acute episode or significant event; for example, if a youth is detained on legal charges and you are documenting reported facts about the event, include not only the charge but information about the even and alleged behaviors such as who was reportedly involved, where the event allegedly took place, status of the charge, etc.
- Be as specific as possible in your documentation; include dates, information regarding who was involved, where the behaviors were exhibited, what factors may have been involved, who provided the details, etc.

- Documentation must be specific to the youth. Do not duplicate documentation across youth records. This applies to siblings and non-related youth, as well.

b. Viewing Previous Answers

The CAT includes functionality which allows the user to view the previous answer and entered comment for each rated question.



Hovering the mouse over the “*” button will display a pop-up of the answer selected for the most recently submitted CAT from within the last 120 days (within the same episode of care*). Clicking on the button will bring up a pop-up window which will include the answer selected and comment from the most recently submitted CAT from within the last 120 days; the user will need to manually close the window.

(Note: after the release of the new CAT, the user will not see prior answer information using the above functionality until at least one CAT in the new format has been submitted; information from the previous version of the assessment will not display.)

***Note:** For the CAT, the episode of care is defined as the period between the assessment and the earliest MRSS Tracking Element without a gap of 30 or more days between any MRSS Tracking Element.

c. New Pre-Fill Functionality

Users familiar with the prior version of the CAT will see that the option to copy the entire assessment is no longer available; replacing it is an automatic pre-fill of certain fields in the assessment which tend to be historical in nature. Generally, the answers to these questions will not change but can be edited if change does occur.

Those fields which will pre-fill from the most recently submitted CAT from any user within the current episode of care are as follows:

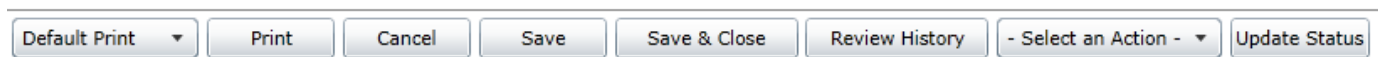
Domain/Tab	Question
Life Domain Functioning	Developmental Delay (trigger)
Child Behavioral/Emotional Needs	Exposure and Response to Implicit Trauma (trigger)
	Exposure and Response to Explicit Trauma (trigger)
Child Risk Behaviors	Substance Use (trigger)
	Problematic Sexual Behavior (trigger)
	Legal/Juvenile Justice (trigger)
	Fire Setting (trigger)
I/DD Module	Cognitive

PerformCARE®

Trauma Module	What trauma treatment/services have been tried in the past and have been helpful?
	What trauma treatment/services have been tried in the past and have not been helpful?
	Recommendations for treatment approach
	Sexual Abuse
	Physical Abuse
	Emotional Abuse
	Neglect
	Emotional Closeness to Perpetrator(s)
	Medical Trauma
	Witness to Family Violence
	Witness to School and Community Violence
	Natural or Man-Made Disasters
	Witness/Victim to Criminal Activity
	Parental Criminal Behavior
	Disruptions in Caregiver/Attachment Losses
Substance Use Module	Substance Use (History column)
Problematic Sexual Behavior Module	Date of most recent problematic sexual behavior
	Describe the most recent behavior
	Was sexual act against a family member?
	Identify
	Is the youth currently subject to the provisions of Megan's Law?
	What treatment/services have been tried in the past and have been helpful?
	What treatment/services have been tried in the past and have not been helpful?
	Recommendations for treatment approach
	Relationship
	Physical Force/Threat
	Planning
	Age Differential
	Type of Sex Act
	Temporal Consistency
	History of Problematic Sexual Behavior Towards Others
	Severity of Sexual Abuse
	Prior Treatment
Legal/Juvenile Justice Module	Seriousness
	History
Fire Setting Module	Seriousness
	History
	Planning
	Use of Accelerants
	Intention to Harm

d. Functionality Buttons

The functionality buttons at the bottom of the assessment will remain locked at the bottom of the screen and will not move when the user scrolls the document.



The buttons and how they function are as follows:

- **Print** – a user can print the assessment once it has been **submitted**. The descriptions for the questions will be included in the default print.
 - The menu button to the direct left is where the user selects which print version they want to create. Print options are:
 - **Default** – a print version of the full assessment with each question, rating option (indicating which option was selected), and entered comments.
 - **Rated Summary** – a print-out of the questions, the ratings only (not the associated text) and entered comments.
 - When a user chooses to print the assessment, it will automatically generate as a PDF so the user no longer has to export the document to print or save.
 - **Note:** depending upon the user's system, the PDF may take a minute or so to load. Once it loads, printing should be a quick process.
- **Cancel** – cancels any actions taken within the assessment and takes the user back to the Treatment Plans and Assessments screen.
 - **Note** – Cancel does not delete the assessment; the system automatically saves the assessment upon creation. If the user needs to delete the assessment, they must choose the Delete option under the Select an Action menu.
- **Save and Save & Close**
 - Navigating between tabs will auto-save the assessment and, in addition, the assessment will be automatically saved upon creation. However, when working within a tab, the user should remember to save and save often as any disruption in work may cause a loss of information.
- **Review History** – will open a pop-up window with a history of the users that have owned (i.e. were assigned) the document and any action taken on the assessment such as transfer, return, and submit.
 - A Plan Level 1 user may find this functionality helpful when determining if their submitted CAT and Treatment Plan have been submitted to PerformCare by their manager or supervisor (a Plan Level 2 or 3 user). This is also a useful screen to utilize when checking to see if the assessment and plan have been approved or returned.
- **Update Status**
 - The Select an Action menu button is where the user selects the action or status, which will go into effect or take place once the user clicks this Update Status button. Options include:
 - **Delete** – a saved assessment can be deleted before submission.
 - **Return** – used when the current owner of the assessment needs to return it to the author; typically used after the assessment has been submitted for internal review prior to final submission into CYBER.

- Submit – submits the assessment to either an internal reviewer or into CYBER for association with a treatment plan.
- Transfer – transfers a draft assessment to another user within the agency for review or additional work.

Note: New spell-check functionality exists in each of the tabs and modules; a new Spell Check button will be available for use at the bottom of each tab which will check the spelling for the entire tab.

The rest of this section will review each tab of the assessment, followed by the modules.

III. a. Demographics

The Demographics tab pulls information directly from the Face Sheet of the youth's record.

If the Face Sheet information changes after the assessment has been created (prior to submission), the user can update the information by clicking the "Refresh" button at the bottom of the tab.

The Demographics tab was updated in 2016 to include only the following fields:

- Child Name, Address, City, County, State, Zip Code
- DOB
- Gender
- Race
- Medicaid Number
- Parent/Guardian Address, City, State, Zip Code
- Guardian Relationship
- Primary Phone
- Secondary Phone
- Assessor Username
- Assessor Name
- Assessor Agency
- Assessor Phone
- Assessor Email
- Assessment Date – should be updated as needed; will automatically populate with the current date
- Assessment Completion Date – a required field

III. b. Life Domain Functioning

The Life Domain Functioning tab, or domain, includes an Assessment Subtype menu at the top of the tab. This allows the user to select from three options:

1. Initial – the default option, used for the initial CAT at the time of the initial dispatch; the questions within any modules that are triggered (i.e. opened) are optional with this subtype.
2. No Contact – used when the agency has lost contact with the family and is submitting a plan to discharge the youth from services; removes the validations from the assessment, allowing for minimal completion.
 - a. Users are expected to document as much information as they have available.
3. Update – used when MRSS is preparing to transition the youth to another service or to the community; the questions within any modules that are triggered (i.e. opened) are required unless otherwise noted.

The screenshot shows the 'LIFE DOMAIN FUNCTIONING' tab selected in the software. The 'Assessment Subtype' dropdown menu is open, showing 'Initial' as the selected option. Below the dropdown, there is a text field with the text '...ning in his/her current living arrangement.' and a scroll bar.

This domain includes the following rated questions/dimensions:

- Living Environment
- Interpersonal
- Developmental Delay
 - If this question is rated a 1, 2 or 3 rating, the associated I/DD module will open as a new tab.
- School Behavior
- Academic Achievement
- School Attendance
- Learning Disability
- Educational Agency Involvement
- Medical
 - If this question is rated a 1, 2, or 3, the Medical module will open as a new tab.
- Physical
 - If this question is rated a 1, 2, or 3, the Medical module will open as a new tab.
- Sleep
- Eating
- Sexual Health
- Bullied by Others
- Cultural Stress

III. c. Child Strengths

This tab includes questions that look at the strengths of the youth and family or other important individuals in the youth's life. This domain includes the following questions:

- Talents/Interests
- Optimism
- Resiliency

Note: depending upon the age of the youth, some of the questions may not apply (for example, a six-year old may not be optimistic due to their current circumstances but can understand the possibility of a future with fewer challenges; this information should be included in the comments area for the question on Optimism. Entering "youth is only six years old" is not sufficient.)

III. d. Child Behavioral/Emotional Needs

This domain will include questions on the youth's needs in regards to their behavioral and/or emotional symptoms.

Note: Documenting only a youth's diagnosis in the comments area for any question in this domain rated a 1, 2, or 3 may result in the return of the assessment and associated plan (example: rating the Depression question a 2 – Clear evidence of depression associated with either depressed mood or significant irritability, and entering “youth has a diagnosis of depression” is not sufficient information. The user should document how the youth is exhibiting the symptoms of depression and what the evidence is that supports the rating).

The rated questions include;

- Psychosis
- Impulsivity and Attention
- Depression
- Anxiety
- Oppositional Behavior (Compliance with Authority)
- Conduct
- Exposure and Response to Implicit Trauma – this type of trauma may not be obvious, but may be related to a situation that the youth was personally subject to or was a witness to such as multiple placements or caregiver loss.
- Exposure and Response to Explicit Trauma – this type of trauma refers to the youth's experiences that may include abuse and/or neglect, witness to family violence and/or natural or man-made disasters.
 - **Note:** These two questions are looking for information regarding two distinct types of trauma; do not include the same information in the comments field for both
- Anger Control
- Gambling
- Technology

III. e. Child Risk Behaviors

This domain looks at the possible risk behaviors the youth is exhibiting, including suicidal thoughts/plans/actions, self-injurious behaviors and actual or threatened violence against others.

The questions in this domain are:

- Suicide Risk
- Self-Injurious Behavior
- Other Self Harm
- Danger to Others
- Problematic Sexual Behavior
 - Rating this question a 1, 2, or 3 will open the Problematic Sexual Behavior module.
- Flight Risk

- Legal/Juvenile Justice
 - Rating this question a 1, 2, or 3 will open the Legal/Juvenile Justice (JJ) module.
- Judgment
- Fire Setting
 - Rating this question a 1, 2, or 3 will open the Fire Setting module.
- Substance Use
 - Rating this question a 1, 2, or 3 will open the Substance Use module.
 - **Note:** if the user is seeking Substance Use treatment for the youth, or if the youth is currently receiving treatment for substance use, this question must be rated a 1, 2, or 3 or the assessment and associated plan will be returned.
 - *This question was previously located in the Child Behavioral/Emotional Needs domain and was moved here in the 2016 update.*

III. f. Caregiver Strengths/Needs

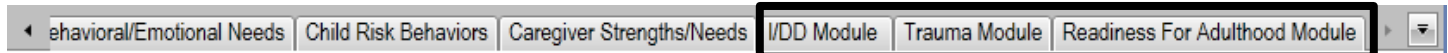
This domain previously grouped certain caregiver needs into one item. The revised version separates items to allow for more specific communication of needs. The revision incorporated additional items targeted to communicate about caregiver strengths and needs.

This domain specifically looks at the youth's caregiver(s), where they are successful and where they have challenges and may need additional supports or assistance. The questions are:

- Natural Supports
- Caregiver Resourcefulness
- Supervision
- Involvement with Care
- Knowledge of the Youth's Strengths/Needs
- Caregiver Optimism (Hopefulness)
- Residential Stability
- Family Stress
- Physical/Medical
- Mental Health
- Substance Use
- Developmental
- Child/Adolescent Protection
- Military Transition

IV. The Modules

The modules which open at the end of the CAT are triggered by information in the youth's record or from the user's response to certain questions within the CAT. Modules will not be visible unless they are triggered. They will appear after the Caregiver Strengths/Needs tab and will remain open unless a trigger changes before the assessment is submitted (for example, if the user made an error in rating the Developmental Delay question a 1 instead of a 0 and corrects it, the I/DD module will then close and be unavailable).



The modules are meant to gather additional, more detailed information than what is asked for in the domains of the assessment and may indicate that additional evaluations are necessary.

For the Initial CAT, the modules are optional. The assessor should document as much information as they have available to them. Only the questions contained in the modules are optional in the Initial CAT; attempting to by-pass entering information for any questions outside of the modules will prevent the user from submitting or will cause PerformCare to return the treatment plan and assessment. For the Update CAT, the modules are required to be completed. All required questions must be completed in order for the assessor to submit the assessment.

Some of the modules are broken into two distinct sections. For those modules, the first section (Section I) will include questions that cover historical information; this section will ask for information on the youth's treatment history, most recent incident that began the most recent episode of treatment, etc. The second section (Section II) will include questions that contain outcomes measurements; areas included will be how the youth is currently coping, the behaviors the youth is currently exhibiting, the influences that are currently in place, etc. The modules that have two sections are as follows:

- Trauma
- Problematic Sexual Behavior
- Legal/Juvenile Justice (JJ)
- Fire Setting

The modules available for use in the CAT were updated in the December 2016 release, and new modules were added for the assessors to document additional information. Below, the new modules are marked with a "Λ".

IV. a. I/DD Module

- Triggered by rating the Developmental Delay question in the Life Domain Functioning domain a 1, 2 or 3.
- The "I/DD Eligible" checkbox at the top of the tab will auto-populate if the youth has been deemed eligible by DDD, CSOC or PerformCare (based upon the open DD Eligible Tracking Element within the youth's record).
 - Note: If the family has not applied for I/DD Eligibility, they should be informed about the DD eligibility application process. The application process and applicable documentation are posted on the PerformCare NJ website.

- Includes questions that cover the following areas:
 - Self-Care
 - Communication, Receptive and Expressive Language
 - Learning
 - Home Living
 - Social/Interpersonal Skills
 - Mobility
 - Leisure
 - Safety

IV. b. Medical Module

- Triggered by rating the Medical and/or Physical questions in the Life Domain Functioning domain a 1, 2, or 3.
- Contains a series of open text questions that the user should utilize to document information such as barriers to treatment for the medical condition or anticipated future needs due to the youth's medical condition.
- Includes the following rated questions:
 - Pain
 - Impairment in Functioning
 - Access to Health Care
 - Youth Accountability for Medical Care Plan
 - Family Management of Medical Condition

IV. c. ^Trauma Module

- Triggered by a rating of a 1, 2 or 3 for the Exposure and Response to Implicit Trauma and/or Exposure and Response to Explicit Trauma in the Child Behavioral/Emotional Needs domain.
- Section I of the module does not include items that are tracked for the measuring of outcomes. Some of the items may occur or re-occur during the youth's involvement with CSOC and may impact the items later in the module that do impact outcomes.
- Looks to gather information regarding services that have been tried in the past with the youth and the success of that treatment; also asks for treatment approach recommendations.
- Includes the following rated questions:
 - Sexual Abuse
 - Physical Abuse
 - Emotional Abuse
 - Neglect
 - Emotional Closeness to Perpetrator(s)
 - Medical Trauma
 - Witness to Family Violence
 - Witness to School and Community Violence

- Natural or Man-Made Disasters
- Witness/Victim to Criminal Activity
- Parental Criminal Behavior
- Disruptions in Caregiver/Attachment Loss
- Traumatic Stress Symptoms including Traumatic Grief, Affective and/or Physiological Dysregulation, Re-Traumatization, Hyper-Arousal, Avoidance, Numbing, Reactive Sexual Behavior and Dissociation.

IV. d. Substance Use Module

- Triggered when the Substance Use question in the Child Risk Behaviors domain is rated a 1, 2, or 3.
- First section gathers information regarding the youth's substance use, active or historical, age of first use, last use, and amount used.
- Rated questions ask about the potential for withdrawal and environmental influences.
- The following rated questions are included:
 - Acute Intoxication or Withdrawal Potential
 - Frequency
 - Duration of Use
 - Environmental Influences
 - Substance Use and Risk Behavior

IV. e. ^Problematic Sexual Behavior Module

- Triggered by the Problematic Sexual Behavior question in the Child Risk Behaviors domain.
- Seeks information regarding the most recent behavior including activity, circumstances, reasons and results. Also seeks information regarding the youth's status with Megan's Law and the youth's past treatment history.
- Includes the following rated questions:
 - Relationship
 - Physical Force/Threat
 - Planning
 - Type of Sex Act
 - Temporal Consistency
 - History of Problematic Sexual Behavior Towards Others
 - Severity of Sexual Abuse
 - Prior Treatment
 - Response to Accusation
 - Management of Risk
 - Treatment Compliance

IV. f. ^Legal/Juvenile Justice Module

- Triggered when the Legal/Juvenile Justice question in the Child Risk Behaviors domain is rated a 1, 2 or 3.
- Gathers information regarding the most recent incident resulting in legal charges; documents the youth's JJC Contact Person if the youth is incarcerated or the youth's Parole/Probation Officer.
- Prior and current interventions must be documented.
- Includes the following rated questions:
 - Seriousness
 - History

- Community Safety
- Peer Influences
- Parental Criminal Behavior
- Environmental Influences

IV. g. ^Fire Setting Module

- Triggered when the Fire Setting question in the Child Risk Behaviors domain is rated a 1, 2, or 3.
- Gathers information regarding the youth's most recent fire-setting behavior. Also includes an assessment of the youth's likelihood of future fire setting.
- Includes the following rated questions:
 - Seriousness
 - History
 - Planning
 - Use of Accelerants
 - Intention to Harm
 - Community Safety
 - Response to Accusation
 - Remorse
 - Likelihood of Future Fire Setting

IV. h. ^Readiness for Adulthood Module

- Triggered for any youth 14 years of age and older.
- Gathers information regarding the youth's ability to care for themselves independently in their community.
- Includes the following rated questions:
 - Autonomy/Independent Living Skills
 - Community Resources
 - Job Skills
 - Job Attainment
 - Job Functioning
 - Resourcefulness
 - Intimate Relationships
 - Residential Stability
 - Transportation
 - Educational Attainment
 - Career Interests
 - Vocational/Technical Training
 - Maintaining Physical and Psychological Treatment
 - Knowledge of Needs
 - Medication Adherence
 - Access to Healthcare and Other Benefits

*The final question asks if the youth/young adult is a parent; answering 'yes' will automatically open the Parenting Module.

IV. i. ^Parenting Module

- Triggers when the user answers “yes” to the “Is the youth/young adult a parent” question at the end of the Readiness for Adulthood Module.
- Gathers information regarding the youth/young adult’s skills in caring for their child(ren); looks at how involved the youth/young adult is with the child and their ability to manage the needs of their child as well as their own needs.
- Includes the following rated questions:
 - Independent Parenting Skills
 - Demonstrated Parenting Ability
 - Balance/Organization
 - Hazards
 - Supervision
 - Identification of Community Resources
 - Involvement
 - Support
 - Judgment
 - Collaboration with Other Parent